



SOUTH BEACH  
**SMOKE**™

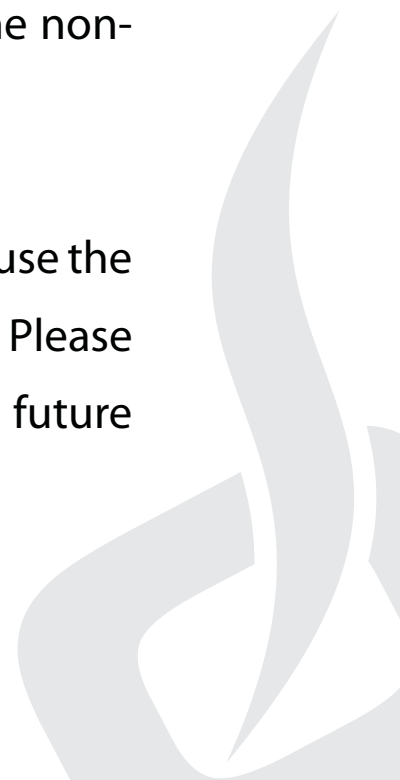
PREMIUM USER MANUAL

[www.southbeachsmoke.com](http://www.southbeachsmoke.com)



Thank You for purchasing the Premium South Beach Smoke™ Electronic Cigarette. Congratulations on your beginning a better smoking experience, and creating a more environmentally friendly living space for your family, friends, and the non-smoking community.

Please read this user manual carefully before use in order to fully enjoy and use the product for its intended purposes within the manufacturer's guidelines. Please keep this manual in good condition so that you may continue to use for future reference.



# CONTENT

Product Introduction .....	1
Description of Product .....	2 - 5
Notice of Use .....	6 - 7
How to Use .....	8 - 13
Atomized Cartridge / Filters .....	14 - 15
General Cautions & Warnings .....	16 - 17



# INTRODUCTION

The Premium South Beach Smoke™ is a revolutionary electronic cigarette, designed as a convenient and better smoking alternative to traditional tobacco cigarettes. SBS combines advanced microelectronic technology and patented high-frequency technology to atomize nicotine, producing a smoke-like vapor.

The Premium South Beach Smoke™ offers countless advantages over traditional tobacco cigarettes - no tar, no tobacco, no second-hand smoke, no carbon monoxide, no odor – just to name a few! With no second-hand smoke, the Premium South Beach Smoke™ offers a greener environment for both you and the non-smoking community, and allows the user to smoke virtually anywhere! Simply put, there is no longer any need for anyone to breathe the unwanted, dangerous second-hand smoke produced by traditional tobacco cigarettes.

# DESCRIPTION OF PRODUCT

The Premium South Beach Smoke™ Electronic Cigarette is comprised of an atomizing device, a microcomputer controlled circuit, and a rechargeable lithium battery. An operating mode indicator light can be found at the tip of the battery.



Battery Component



South Beach Smoke™ Electronic Cigarette



Charger

Car Charging Hole  
(fixed with a car charging plug)



Charger Power Line



Atomized Cartridge / Filter

# DESCRIPTION OF PRODUCT

The structure is comprised of an atomizing device, a microcomputer controlled circuit, and a rechargeable lithium battery. An operating mode indicator light can be found at the tip of the battery.



Note:  
Unscrew by turning to the left  
Screw by turning to the right

# DESCRIPTION OF PRODUCT

## Atomized Cartridge/Filter

The Premium South Beach Smoke™ atomized cartridge/filter is comprised of an inhaler and a liquid container. Both the inhaler and liquid container are disposable. The cartridge/filter is available in varying strengths to appeal to a wider variety of smokers.



Atomized Cartridge/Filter



Sealed Cap




Liquid Container



# DESCRIPTION OF PRODUCT

## Charger and Battery

The Premium South Beach Smoke™ Electronic Cigarette employs a 3.6V distinct lithium battery and charger system, which cannot be interchanged with other lithium batteries or chargers. The input supply voltage of the charger is AC100-240V, 50/60Hz, or DC 6-24V. Special attention should be paid to whether the rated value of local supply voltage is in compliance to that of this charger when user is travelling. The circulatory using frequency of the battery will be no less than 200 times (charges).



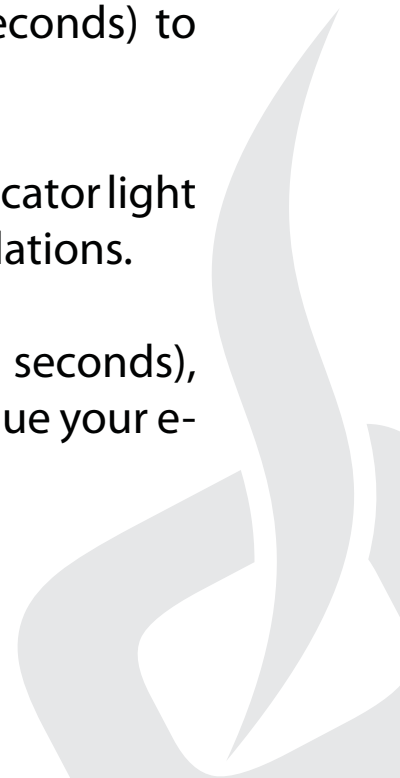
# NOTICE OF USE

Replace the Premium South Beach Smoke™ cartridge/filter with a new one as the volume of smoke-like vapor reduces.

To avoid over usage of the product, inhaling more than sixteen times within one minute will cause the indicator light to continuously flash ten times (about four seconds) to remind the user to take a break.

Additionally, if the user inhales for more than five seconds continuously, the indicator light will likewise continuously flash ten times to remind the user to take smaller inhalations.

Further, if the indicator light flashes continuously thirty times (about nine seconds), please re-charge the battery and replace with a fully charged battery to continue your e-smoking experience.




# NOTICE OF USE

The charger works in normal conditions with the voltage at AC100V-240C, 50/60Hz or DC6-24V.

Keep the Premium South Beach Smoke™ Electronic Cigarette separated from other articles to avoid collision and potential accidental activation of the product, which can damage the unit.

If problems occur in your product simply contact the manufacturer for repair or replacement. Do not attempt to dismantle it yourself - this may endanger you and further damage the product.






# HOW TO USE

## Installation

Step 1: Screw in the battery at the front of the atomizing device by turning it clockwise.

Step 2: Remove cartridge/filter from packaging and remove the sealed cap from the liquid container.

Step 3: Slide the cartridge/filter over the atomizing device. Puff and inhale just as you would with a traditional cigarette. Enjoy your South Beach Smoke™ Electronic Cigarette!



# HOW TO USE

## Stand-by Mode:

Once the cartridge/filter is attached, the Premium South Beach Smoke™ Electronic Cigarette will be in standby mode. For best results, the cartridge/filter should be used within two weeks of affixing it to the battery.

## Operating Mode:

The electronic circuit will begin to work as the Premium South Beach Smoke™ Electronic Cigarette is inhaled by user, and simultaneously, the indicator light at the tip of the product will appear "lit." When user stops inhalation, the atomization of the nicotine will terminate along with the discontinuation of the indicator light appearing 'lit.' The operating mode will then return back to 'stand-by' mode. When the indicator light begins to flash or dim and/or when the amount of smoke-like vapor substantially decreases, it is time to change or recharge the battery. It is recommended to hold the unit horizontally while inhaling to prevent the liquid from entering into one's mouth, which may cause stimulus to the oral mucosa and cause discomfort. If this occurs, immediately rinse mouth thoroughly with water, and if discomfort continues, please immediately contact a physician.

# HOW TO USE Smoking Method

Users of the Premium South Beach Smoke™ Electronic Cigarette should wait roughly half an hour between full smoking sessions to avoid over-smoking. To avoid over usage of the product, inhaling more than sixteen times within one minute will cause the indicator light to continuously flash ten times (about four seconds) to remind the user to take a break. Additionally, every time the user inhales more than five seconds, the light will continuously flash ten times to remind the user to take smaller inhalations. Internally controlled by a micro-computer program, this device has an automatic cleaning function. When the user inhales for 1500 times in accumulation, the indicator light at the tip of the battery component will shine continuously for twenty seconds, which shows that the computer controlled program is automatically carrying out the cleaning task on this device.

# HOW TO USE Battery & Charger

To charge the special lithium battery in the Premium South Beach Smoke™ Electronic Cigarette, simply screw the battery into the charger. When the battery is fully screwed into the charger, the indicator light will continuously flash ten times (about five seconds), and the indicator light on the charger will turn from green to red, indicating the start of the charging. Approximately two-three hours later, the battery will be fully charged and the indicator light on the charger will turn from red to green. When charging is complete the battery should be removed and disengaged from the charger's power supply. The South Beach Smoke™ Electronic Cigarette is now again ready for use. Please note that the charger should never be used outdoors or in a damp environment.



Common Wall Charger



Charger with Car Adapter



USB Charger

# HOW TO USE

## Battery & Charger Precautions

Keep the battery components away from high temperature sources while charging.

To avoid short-circuiting the device, do not connect anode and cathode of the battery components with any metals.

Do not weld the battery components. Do not pierce through the battery with nails or other edge tools.

In the event of battery leakage and in the event of eye contact with electrolytes leaking from the battery, do not rub eyes. Wash eyes out with clean water and seek doctor's assistance immediately.

In case of peculiar smell, heat generation, dis-coloration, distortion or any abnormality of battery during the process of charging, cut off the power supply, take the battery out of the device or charger and do not use the battery.

# HOW TO USE

## Battery & Charger Precautions

The charger can be used for the special lithium battery components of the Premium South Beach Smoke™ Electronic Cigarette only. Please do not attempt using this charger to charge other types of batteries.

This is an electrical product, should be kept away from moisture and water, and is not a toy. To avoid risk of fire, burns, personal injury and electric shock, it should not be played with or placed where small children can reach or gain access.

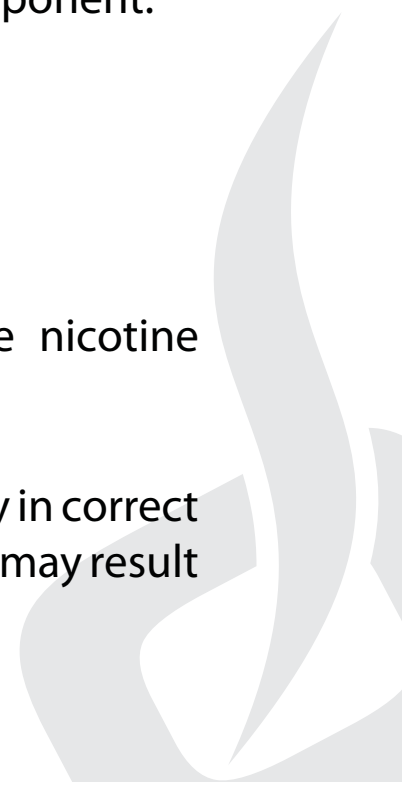
If not using the device for a long period of time, take the battery components out from the device or charger. Keep the battery components stored in a low temperature and dry place after being fully charged.

# ATOMIZED CARTRIDGES / FILTERS

The atomized cartridge/filter contains nicotine which is highly addictive substance. Nicotine may be particularly dangerous to users if used in excess amounts or if ingested or otherwise consumed accidentally or contrary to the instructions indicated in this user manual. Different smoking habits of individual smokers and various brands of cigarettes result in different levels of nicotine contents. For example, usually the markings on traditional tobacco cigarette packs state that each cigarette in the pack contains 1.1mg of nicotine (or  $1.1 \text{ mg} \times 20 \text{ cigarettes} = 22 \text{ mg}$  of nicotine in a pack of cigarettes).

One atomized cartridge/filter can be smoked in about 100 inhalations, which is equivalent to approximately 7 ordinary cigarettes. But the nicotine content is lower than ordinary cigarette with the equivalent cigarette potency. According to nicotine content, the atomized cartridges are classified into four kinds: high (nicotine content: 15-18 mg), medium (nicotine content: 12-14 mg), low (nicotine content: 8-11 mg) and zero (nicotine content: 0 mg).

- ☞ The atomized cartridge/filter is a special accessory and must be used with the Premium South Beach Smoke™ Electronic Cigarette only.
- ☞ The atomized cartridge/filter is a kind of disposable product, not meant for reuse. Please dispose of it properly after use. When the smoke volume is reduced, please properly dispose of the cartridge if empty and replace with a new cartridge. Alternatively, you may need to recharge or change to a charged battery component.
- ☞ Keep in a cool and dry place; shelf-life is approximately 24 months.
- ☞ Please keep out of the reach of children.
- ☞ Please protect your mucous membrane from direct contact with the nicotine concentrated liquid contained in the product's cartridge/filter.
- ☞ The nicotine and atomizing agent in the cartridge/filter are prepared strictly in correct proportion: mixing with other liquid is prohibited by the manufacturer and may result in seriously bodily injury.



# CAUTIONS & WARNINGS

The Premium South Beach Smoke™ Electronic Cigarette is NOT A SMOKING CESSATION DEVICE. This product in no way intends to diagnose, treat, cure or mitigate any disease or condition. No claims are made in any way to suggest that that this device will help the user quit or lessen frequency of user smoking. Nicotine is highly addictive, and this product has not yet been approved by the United States Food and Drug Administration.

KEEP PRODUCT AND ALL COMPONENT PARTS OUT OF REACH OF CHILDREN. Refrain from using this product if you are under the legal smoking age in your state, if you are a non-smoker, if you have demonstrated an allergy or sensitivity to nicotine or any combination of inhalants, if you are pregnant or breast-feeding, or if you have heart disease, diabetes, high blood pressure or asthma. Please note that high impact collisions such as dropping this device may cause it to no longer operate properly. Avoid contact with metal articles in your pocket, wallet, or other bags as this may result in short circuiting, heating or damage to the battery as a product of the conduction of electricity through the unit.

# CAUTIONS & WARNINGS

If not using this product for a prolonged period of time, please store in a dry and cool place. Avoid extreme temperatures, keep away from fire, and do not submerge in water or other liquids. Do not handle the charger outdoors or in a damp environment as this may result in an electrical shock.

Avoid direct contact and ingestion of the cartridge/filter's liquid substance as it is highly concentrated nicotine meant to be released incrementally.

The maintenance and repair of the product shall be conducted by the customer service department of the company only. The company takes no responsibility for any loss caused by abnormal use or intentional or careless damage.

Do not use attachments that are not recommended by the manufacturer. Do not use product other than for its intended use and do not modify the cartridge/filter with any after-market flavorings or nicotine liquids.



# NOTES



SOUTH BEACH  
**SMOKE**™

The logo for South Beach Smoke features the words "SOUTH BEACH" in a white, sans-serif font above the word "SMOKE". The "SMOKE" is rendered in a large, bold, sans-serif font with a white-to-grey gradient. The letter "O" is highlighted in a bright orange color. A stylized, white, flame-like graphic element curves over the top of the "O". A small "TM" trademark symbol is positioned to the right of the word "SMOKE".

[www.southbeachsmoke.com](http://www.southbeachsmoke.com)